




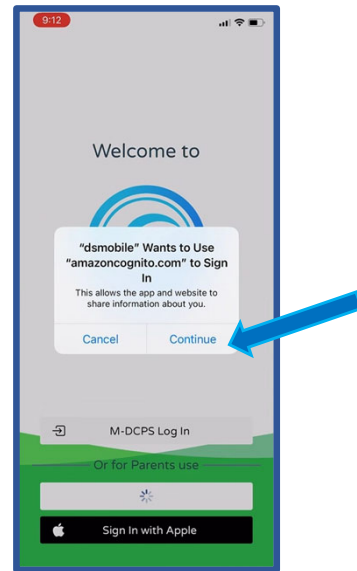
DADESCHOOLS MOBILE APP

New Parent Sign-in Procedures for Android Devices

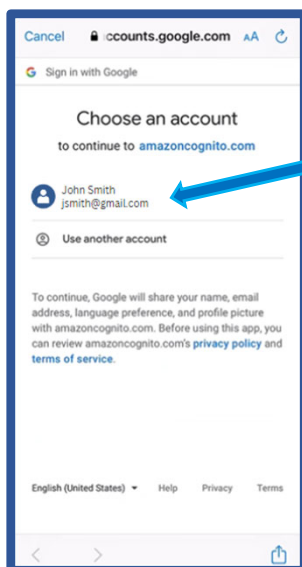
1. Open the DADESCHOOLS Mobile Application on your ANDROID device, select Sign in with Google.



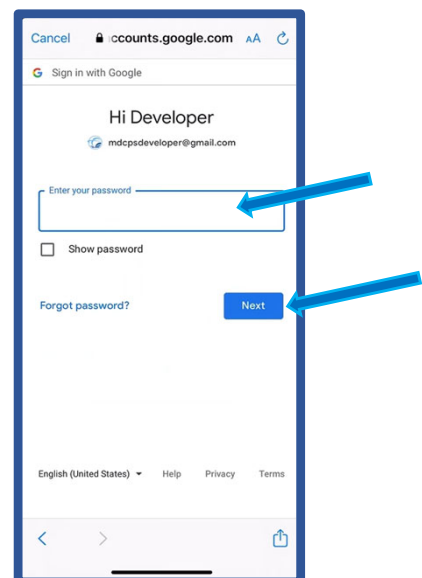
2. Click Continue from the pop-up menu options.



3. Choose the e-mail address you use for your Google ID account.



4. Enter your Google ID account password and select Next.






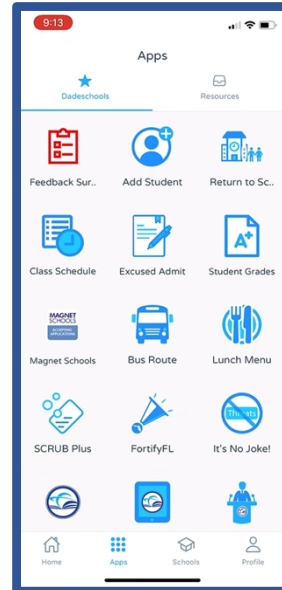
DADESCHOOLS MOBILE APP

New Parent Sign-in Procedures for Android Device

5. You will be taken back to the sign-in section, while the application loads.

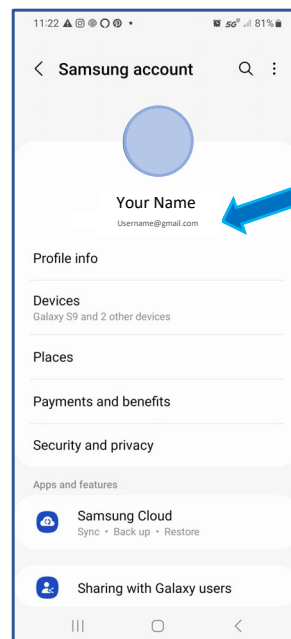
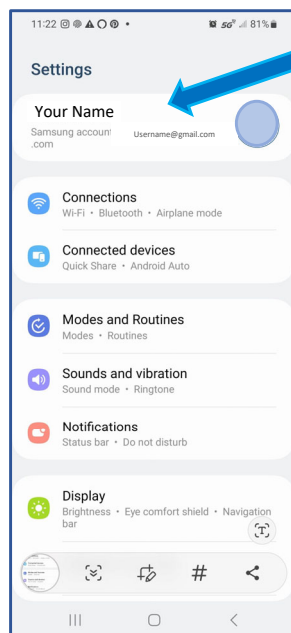



6. You may now access the DADESCHOOLS Mobile App.



How to Find your Google ID:

Open **Settings** on your device and **select your name**. The e-mail address displayed under your name is your Google ID.





DADESCHOOLS MOBILE APP

New Parent Sign-in Procedures for Android Device

Frequently Asked Questions

1. Do I need a Gmail email address to access my Parent Portal on the Dadeschools Mobile app if I am using an Android device?

No, but the email address you use for your Google ID will have to match the email address on your Parent Portal account.

2. What happens if the email address I use for my Parent Portal account is different from the one I use for my Google ID (Android devices) or Apple ID (iOS devices)?

If the email address on your Parent Portal account does not match the one on your Google ID or Apple ID, when you log into the Dadeschools Mobile App, you will not see any student(s). If this happens, you will need to add the students again using the 6-digit PIN number provided by your child(ren)'s school upon presenting picture ID.

3. How do I change the email address on my Parent Portal to match my Google ID (Android devices) or Apple ID (iOS devices)?

You may change the email address on your Parent Portal account by logging into your Parent Portal on a desktop or laptop computer, and clicking [Update Personal Info] under My Personal Info from the Home tab.

4. Can I register prior to going to the school for identity verification and student linking, so that I can see district information?

Yes, but you will only see informational content.